







	classic	sizes [ft/m]	mast height (open, including finial) a (in/cm)	canopy height b (in/cm)	flat to flat (diameter) c (in/cm)	point to point (diameter) d (in/cm)	table clearance e (in/cm)	mast diameter f (in/cm)	total height (closed) g (in/cm)	folded canopy (diameter) h (in/cm)
 octagon		5.0' / 1.5m	89 / 227	72 / 184	52 / 133	58 / 147	54 / 137	1.5 / 3.8	89 / 227	11 / 27
		6.0' / 1.8m	89 / 227	72 / 184	68 / 172	74 / 189	46 / 117	1.5 / 3.8	89 / 227	11 / 27
		7.5' / 2.25m	95 / 241	76 / 194	84 / 214	92 / 235	43 / 109	1.5 / 3.8	95 / 241	11 / 27
		9.0' / 2.75m	97 / 246	77 / 195	105 / 266	114 / 290	34 / 86	1.5 / 3.8	97 / 246	11 / 27
		10.5' / 3.2m	99 / 253	78 / 198	116 / 294	126 / 321	30 / 76	1.5 / 3.8	99 / 253	11 / 27
		11.5' / 3.6m	101 / 256	76 / 194	125 / 318	137 / 347	26 / 67	1.5 / 3.8	101 / 256	11 / 27
		° 13.0' / 4.0m	101 / 256	80 / 203	142 / 361	155 / 394	13 / 33	1.5 / 3.8	101 / 256	11 / 27
 hexagon		5.5' / 1.65m	89 / 227	72 / 83	65 / 165	75 / 191	46 / 117	1.5 / 3.8	89 / 227	11 / 27
		7.0' / 2.15m	95 / 242	76 / 194	79 / 201	91 / 231	43 / 109	1.5 / 3.8	95 / 242	11 / 27
		8.5' / 2.6m	97 / 246	77 / 195	99 / 254	115 / 292	34 / 86	1.5 / 3.8	97 / 246	11 / 27
		10.0' / 3.0m	99 / 251	78 / 198	109 / 277	126 / 320	30 / 76	1.5 / 3.8	99 / 251	11 / 27
		11.0' / 3.4m	101 / 257	76 / 194	118 / 300	137 / 348	26 / 67	1.5 / 3.8	101 / 257	11 / 27
 oval		9.0' x 11.0' / 2.75m x 3.4m	101 / 257	81 / 206	106 / 269	129 / 328	28 / 71	1.5 / 3.8	101 / 257	12 / 30
		° 11.0' x 13.0' / 3.4m x 4.0m"	105 / 267	87 / 221	130 / 330	159 / 404	16 / 41	1.5 / 3.8	105 / 267	12 / 30
 square		4.5' / 1.35m	89 / 227	72 / 183	52 / 133	52 / 133	46 / 117	1.5 / 3.8	89 / 227	11 / 27
		5.5' / 1.65m	95 / 242	76 / 194	65 / 165	65 / 165	43 / 109	1.5 / 3.8	95 / 242	11 / 27
		6.5' / 2.0m	97 / 246	77 / 195	81 / 207	81 / 207	34 / 86	1.5 / 3.8	97 / 246	11 / 27
		7.5' / 2.25m	99 / 251	78 / 198	90 / 228	90 / 228	30 / 76	1.5 / 3.8	99 / 251	11 / 27
		8.5' / 2.6m	101 / 257	76 / 194	97 / 247	97 / 247	26 / 67	1.5 / 3.8	101 / 257	11 / 27
		° 10.0' / 3.0m	108 / 274	79 / 201	120 / 305	120 / 305	12 / 31	1.5 / 3.8	108 / 274	11 / 27
 rectangle		° 11.0' / 3.4m	114 / 290	89 / 226	132 / 335	132 / 335	16 / 41	1.5 / 3.8	114 / 290	11 / 27
		5.0' x 8.0' / 1.5m x 2.45m	101 / 257	81 / 206	60 / 152	96 / 244	38 / 97	1.5 / 3.8	101 / 257	9 / 23
		6.0' x 9.0' / 1.8m x 2.75m	101 / 257	75 / 191	74 / 188	114 / 290	27 / 69	1.5 / 3.8	101 / 257	10 / 25
	° 8.0' x 12.0' / 2.45m x 3.65m"	105 / 267	86 / 218	95 / 241	143 / 363	16 / 41	1.5 / 3.8	105 / 267	11 / 28	

finish options

polished titanium




titanium

powder coat



linen white



desert sand



hammered bronze




espresso



textured black

Dimensions shown assume default lift system
Options are subject to change without notice
Some options are only available in certain sizes and shapes

vent and pocket options



no vent single vent double vent* contrasting pockets contrasting pockets and vent

profile options



market fishtail* valance straight valance scalloped

canopy options



binding accent border

finial



venice aluminum

panel options



single solid color alternating panels alternating panel & alternating valance alternating panel and matching valance

lifting system options



manual with pint pulley lift with pin auto-loc marine lift

° Auto-loc pulley lift system, no noscope
* Double wind vent & fishtail profile only available on octagon & hexagon shapes
† Manual with pin not recommended on parasols over 9' / 2.75m