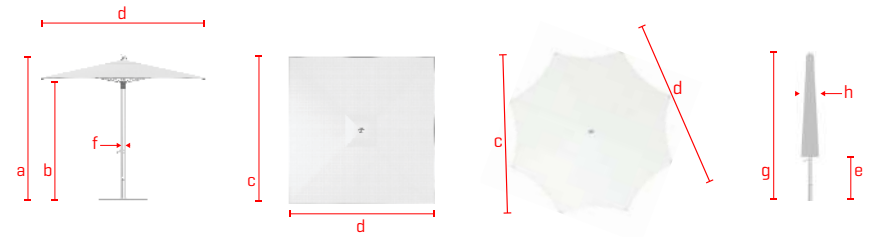








ocean master MAX / classic



classic	sizes [ft/m]	mast height (open, including finial) a (in/cm)	canopy height b (in/cm)	flat to flat (diameter) c (in/cm)	point to point (diameter) d (in/cm)	table clearance e (in/cm)	mast diameter f (in/cm)	total height (closed) g (in/cm)	folded canopy (diameter) h (in/cm)
octagon telescoping mast with "easydrive" crank 	9.0' / 2.75m	102 / 259	84 / 213	101 / 257	109 / 277	41 / 104	2.375 / 6.0	102 / 259	16 / 41
	11.0' / 3.4m	108 / 274	85 / 216	124 / 315	134 / 340	37 / 94	2.375 / 6.0	108 / 274	16 / 41
	13.0' / 4.0m	105 / 267	83 / 211	142 / 361	154 / 391	46 / 117	2.875 / 7.3	132 / 335	16 / 41
	15.0' / 4.5m	112 / 285	87 / 221	167 / 424	181 / 460	49 / 125	2.875 / 7.3	144 / 366	16 / 41
	17.0' / 5.2m	118 / 300	90 / 229	189 / 480	204 / 518	48 / 122	2.875 / 7.3	155 / 394	16 / 41
octagon "auto-loc-lift" marine pulley lift system 	9.0' / 2.75m	102 / 259	84 / 213	101 / 257	109 / 277	41 / 104	2.375 / 6.0	102 / 259	16 / 41
	11.0' / 3.4m	108 / 274	85 / 216	124 / 315	134 / 340	37 / 94	2.375 / 6.0	108 / 274	16 / 41
square telescoping mast with "easydrive" crank 	8.0' / 2.45m	106 / 269	85 / 216	96 / 244	96 / 244	35 / 89	2.375 / 6.0	106 / 269	15 / 38
	10.0' / 3.0m	109 / 277	86 / 218	120 / 305	120 / 305	42 / 107	2.375 / 6.0	130 / 330	15 / 38
	12.0' / 3.65m	115 / 292	89 / 226	144 / 366	144 / 366	33 / 84	2.875 / 7.3	139 / 353	16 / 41
	14.0' / 4.25m	121 / 307	97 / 246	169 / 429	169 / 429	30 / 76	2.875 / 7.3	153 / 389	16 / 41
square "auto-loc-lift" marine pulley lift system 	8.0' / 2.45m	106 / 269	85 / 216	96 / 244	96 / 244	35 / 89	2.375 / 6.0	106 / 269	15 / 38
	10.0' / 3.0m	109 / 277	86 / 218	120 / 305	120 / 305	21 / 53	2.375 / 6.0	109 / 277	15 / 38
rectangle telescoping mast with "easydrive" crank 	8.0' x 12.0' / 2.45m x 3.65m	105 / 267	89 / 226	96 / 244	145 / 368	35 / 89	2.375 / 6.0	125 / 317	15 / 38
	10.0' x 14.0' / 3m x 4.25m	111 / 282	89 / 226	121 / 307	172 / 437	30 / 76	2.875 / 7.3	137 / 348	15 / 38
	12.0' x 16.0' / 3.65m x 4.8m	124 / 315	98 / 249	143 / 363	194 / 493	33 / 84	2.875 / 7.3	157 / 399	17 / 43
rectangle "auto-loc-lift" marine pulley lift system 	8.0' x 12.0' / 2.45m x 3.65m	105 / 267	89 / 226	96 / 244	145 / 368	15 / 38	2.375 / 6.0	105 / 267	15 / 38

finish options


polished titanium



titanium

Dimensions shown correspond to indicated lift system
Options are subject to change without notice
Some options are only available in certain sizes and shapes

vent and pocket options



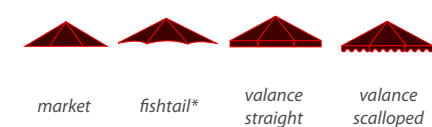
single vent double vent* contrasting pockets contrasting pockets and vent

panel options



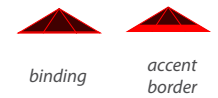
single solid color alternating panels alternating panel & alternating valance alternating panel and matching valance

profile options



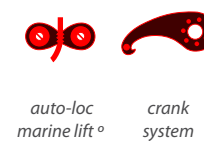
market fishtail* valance straight valance scalloped

canopy options




binding accent border

lifting system options



auto-loc marine lift ° crank system

finial options



ocean sail acorn aluminum venice aluminum

* double wind vent & fishtail profile only available on octagon shapes
° auto-loc marine lift only available on select sizes
note: parasol may not close above table with auto-loc lift.