

Walrus

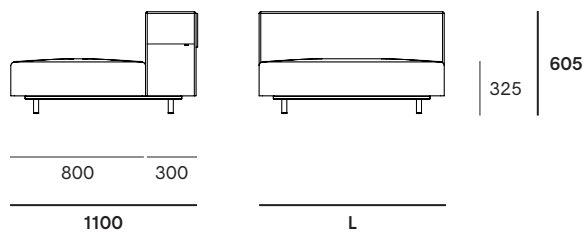
© design by Dirk Wynants

extremis®

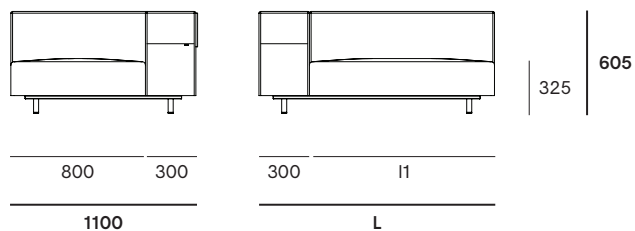


Dimensions

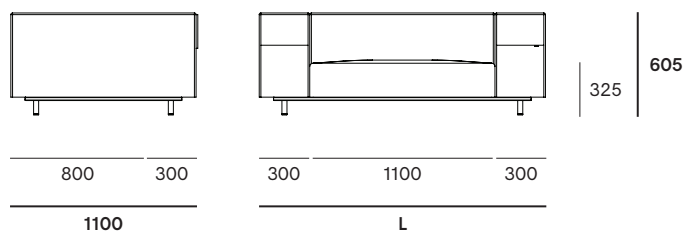
Walrus is available in different modules



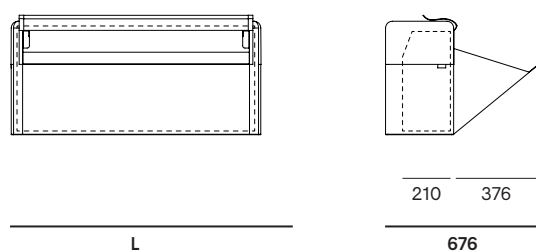
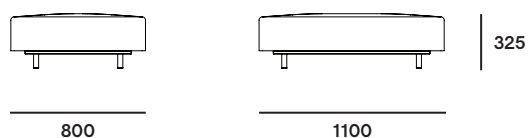
Dimensions (mm)	L
Middle seat 110	1100
Middle seat 80	800



Dimensions (mm)	L	I1
Corner seat 110	1400	1100
Corner seat 80	1100	800



Dimensions (mm)	L	I1
Club chair 110	1700	1100
Club chair 80	1400	800

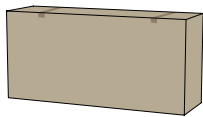


Dimensions (mm)	L
Storage pouch 110	1100
Storage pouch 80	800

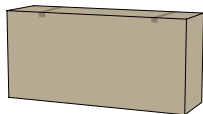
Box dimensions

Walrus comes in 5 boxes

Box 1: Armrest



Box 2: Backrest + filling comfort pillow + rod



Box 3: Seat cushion



Box 4: Frame



Box 5: Feet

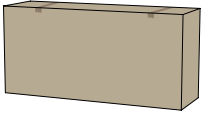


Box dimensions (mm)		L	W	H	Qty	Volume (m ³)	Gross weight (kg)	Net weight (kg)	Packaging weight (kg)
Middle seat 110	Box 2	1160	345	550	1	0,22	23,35	21,00	2,35
	Box 3	1140	830	270	1	0,26	10,34	7,50	2,84
	Box 4	1340	1060	115	1	0,16	16,07	13,07	3,00
	Box 5	200	140	140	1	0,01	1,08	0,88	0,20
	Total:					0,65	50,84	42,45	8,39
Middle seat 80	Box 2	860	345	550	1	0,16	18,24	15,89	2,35
	Box 3	830	820	260	1	0,18	7,14	5,08	2,06
	Box 4	1340	1060	115	1	0,16	12,11	9,11	3,00
	Box 5	200	140	140	1	0,01	1,08	0,88	0,20
	Total:					0,51	38,57	30,96	7,61
Corner seat 110	Box 1	1160	345	550	1	0,22	19,35	17,00	2,35
	Box 2	1160	345	550	1	0,22	23,35	21,00	2,35
	Box 3	1140	830	270	1	0,26	10,34	7,50	2,84
	Box 4	1340	1060	115	1	0,16	18,99	15,99	3,00
	Box 5	200	140	140	1	0,01	1,08	0,88	0,20
Total:					0,87	73,11	62,37	10,74	
Corner seat 80	Box 1	1160	345	550	1	0,22	14,87	12,52	2,35
	Box 2	860	345	550	1	0,16	18,24	15,89	2,35
	Box 3	830	820	260	1	0,18	7,14	5,08	2,06
	Box 4	1340	1060	115	1	0,16	16,07	13,07	3,00
	Box 5	200	140	140	1	0,01	1,08	0,88	0,20
Total:					0,67	58,41	50,81	7,61	
Corner seat 110 With 2 storage pouches	Box 2	1160	345	550	2	0,44	38,70	42,00	4,70
	Box 3	1140	830	270	1	0,26	10,34	7,50	2,84
	Box 4	1340	1060	115	1	0,16	18,99	15,99	3,00
	Box 5	200	140	140	1	0,01	1,08	0,88	0,20
Total:					0,87	77,11	66,37	10,74	
Corner seat 80 With 2 storage pouches	Box 2	860	345	550	2	0,32	34,13	31,78	2,35
	Box 3	830	820	260	1	0,18	7,14	5,08	2,06
	Box 4	1340	1060	115	1	0,16	16,07	13,07	3,00
	Box 5	200	140	140	1	0,01	1,08	0,88	0,20
Total:					0,67	58,41	50,81	7,61	

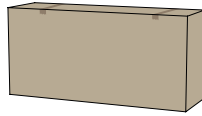
Box dimensions

Walrus comes in 5 boxes

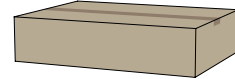
Box 1: Armrest



Box 2: Backrest + filling comfort pillow + rod



Box 3: Seat cushion



Box 4: Frame



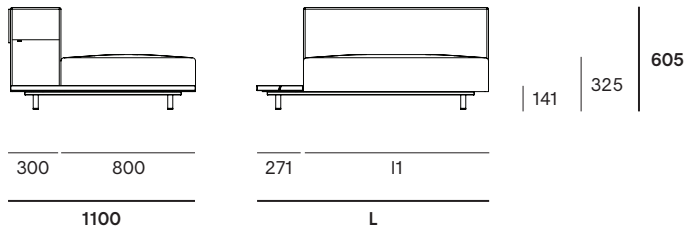
Box 5: Feet



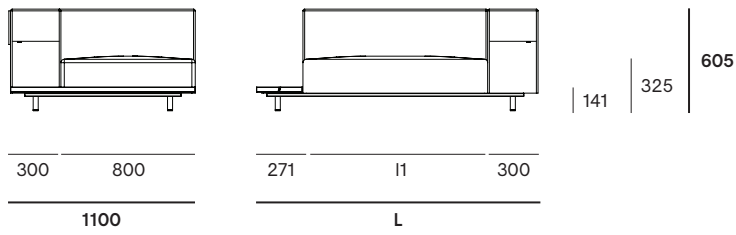
Box dimensions (mm)		L	W	H	Qty	Volume (m ³)	Gross weight (kg)	Net weight (kg)	Packaging weight (kg)
Club chair 110	Box 1	1160	345	550	2	0,44	36,35	34,00	2,35
	Box 2	1160	345	550	1	0,22	23,35	21,00	2,35
	Box 3	1140	830	270	1	0,26	10,34	7,50	2,84
	Box 4	1500	1060	115	1	0,18	21,51	18,01	3,50
	Box 5	200	140	140	1	0,01	1,08	0,88	0,20
	Total:					1,11	92,63	81,39	11,24
Club chair 80	Box 1	1160	345	550	2	0,44	25,37	24,67	2,35
	Box 2	860	345	550	1	0,16	18,24	15,89	2,35
	Box 3	830	820	260	1	0,18	7,14	5,08	2,06
	Box 4	1340	1060	115	1	0,16	18,99	15,99	3,00
	Box 5	200	140	140	1	0,01	1,08	0,88	0,20
	Total:					0,43	23,53	17,49	6,04
Footstool	Box 3	1140	830	270	1	0,26	10,34	7,50	2,84
	Box 4	1340	1060	115	1	0,16	12,11	9,11	3,00
	Box 5	200	140	140	1	0,01	1,08	0,88	0,20
	Total:					0,43	23,53	17,49	6,04

Dimensions

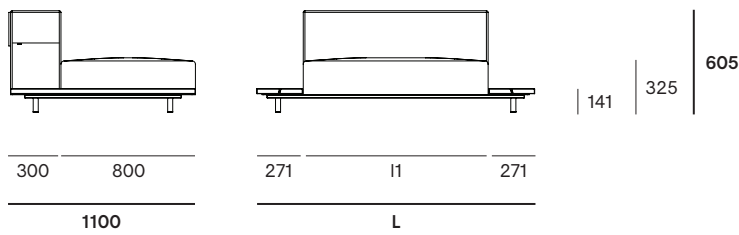
Walrus with side tables is available in different modules



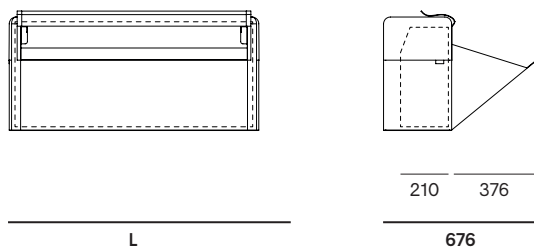
Dimensions (mm)	L	l1
Seat with side table 110	1376	1100
Seat with side table 80	1076	800



Dimensions (mm)	L	l1
Corner seat with side table 110	1676	1100
Corner seat with side table 80	1376	800



Dimensions (mm)	L	l1
Seat with two side tables 110	1652	1100
Seat with two side tables 80	1352	800

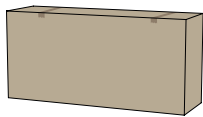


Dimensions (mm)	L
Storage pouch 110	1100
Storage pouch 80	800

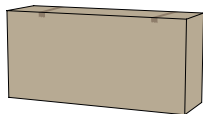
Box dimensions

Walrus with side tables comes in 6 boxes

Box 1: Armrest



Box 2: Backrest + filling comfort pillow + rod



Box 3: Seat cushion



Box 4: Frame



Box 5: Feet



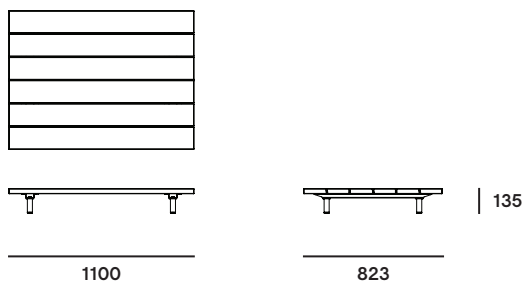
Box 6: Side table



Box dimensions (mm)		L	W	H	Qty	Volume (m ³)	Gross weight (kg)	Net weight (kg)	Packaging weight (kg)
Seat with side table 110	Box 2	1160	345	550	1	0,22	23,35	21,00	2,35
	Box 3	1140	830	270	1	0,26	10,34	7,50	2,84
	Box 4	1340	1060	115	1	0,16	16,07	13,07	3,00
	Box 5	200	140	140	1	0,01	1,08	0,88	0,20
	Box 6	1150	320	90	1	0,03	8,88	6,83	2,05
	Total:					0,68	59,72	49,28	10,44
Seat with side table 80	Box 2	860	345	550	1	0,16	18,24	15,89	2,35
	Box 3	830	820	260	1	0,18	7,14	5,08	2,06
	Box 4	1340	1060	115	1	0,16	16,07	13,07	3,00
	Box 5	200	140	140	1	0,01	1,08	0,88	0,20
	Box 6	1150	270	75	1	0,03	8,88	6,83	2,05
	Total:					0,54	51,41	41,75	9,66
Corner seat with side table 110	Box 1	1160	345	550	1	0,22	19,35	17,00	2,35
	Box 2	1160	345	550	1	0,22	23,35	21,00	2,35
	Box 3	1140	830	270	1	0,26	10,35	7,50	2,84
	Box 4	1340	1060	115	1	0,16	16,07	13,07	3,00
	Box 5	200	140	140	1	0,01	1,08	0,88	0,20
	Box 6	1150	320	90	1	0,03	8,88	6,83	2,05
	Total:					0,90	79,07	66,28	12,79
Corner seat with side table 80	Box 1	1160	345	550	1	0,22	19,35	17,00	2,35
	Box 2	860	345	550	1	0,16	18,24	15,89	2,35
	Box 3	830	820	260	1	0,18	7,14	5,08	2,06
	Box 4	1340	1060	115	1	0,16	16,07	13,07	3,00
	Box 5	200	140	140	1	0,01	1,08	0,88	0,20
	Box 6	1150	270	75	1	0,03	8,88	6,83	2,05
	Total:					0,76	70,76	58,75	12,01
Seat with two side tables 110	Box 2	1160	345	550	1	0,22	23,35	21,00	2,35
	Box 3	1140	830	270	1	0,26	10,34	7,50	2,84
	Box 4	1340	1060	115	1	0,16	16,07	13,07	3,00
	Box 5	200	140	140	1	0,01	1,08	0,88	0,20
	Box 6	1150	320	90	2	0,07	17,76	13,66	4,10
	Total:					0,72	68,60	56,11	12,49
Seat with two side tables 80	Box 2	860	345	550	1	0,16	18,24	15,89	2,35
	Box 3	830	820	260	1	0,18	7,14	5,08	2,06
	Box 4	1340	1060	115	1	0,16	16,07	13,07	3,00
	Box 5	200	140	140	1	0,01	1,08	0,88	0,20
	Box 6	1150	270	75	2	0,07	17,76	13,66	4,10
	Total:					0,58	60,29	48,58	11,71

Coffee table

The coffee table is available in one dimension



Box dimensions

The coffee table comes in 2 boxes

Box 5: Feet



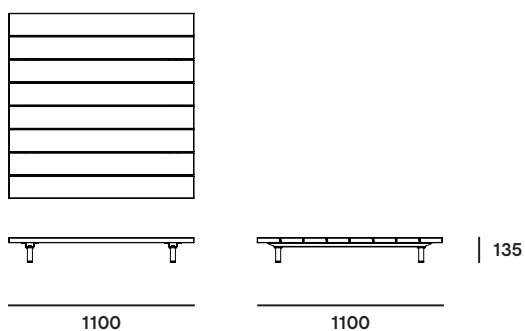
Box 7: Tabletop



Box dimensions (mm)		L	W	H	Qty	Volume (m ³)	Gross weight (kg)	Net weight (kg)	Packaging weight (kg)
Coffee table	Box 5	200	140	140	1	0,01	1,08	0,88	0,20
	Box 7	1150	873	80	1	0,08	22,28	19,78	2,50
Total						0,09	23,36	20,66	3,00

Square table

The square table is available in one dimension



Box dimensions

The square table comes in 2 boxes

Box 5: Feet



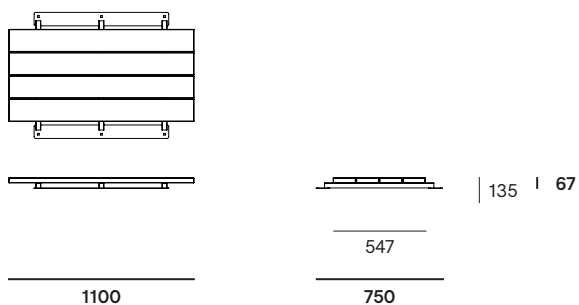
Box 8: Tabletop



Box dimensions (mm)		L	W	H	Qty	Volume (m ³)	Gross weight (kg)	Net weight (kg)	Packaging weight (kg)
Square table	Box 5	200	140	140	1	0,01	1,08	0,88	0,20
	Box 8	1150	1150	80	1	0,11	29,74	26,74	3,00
Total						0,12	30,82	27,62	3,20

Linking table

The linking table is available in one dimension



Box dimensions

The linking table comes in 2 boxes

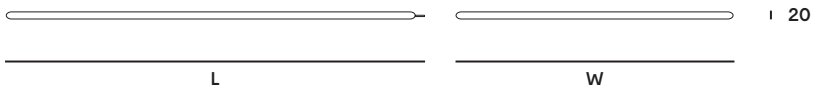
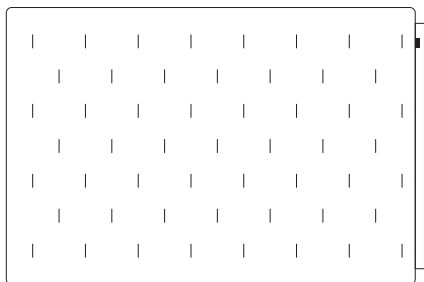
Box 9: Tabletop



Box dimensions (mm)		L	W	H	Qty	Volume (m ³)	Gross weight (kg)	Net weight (kg)	Packaging weight (kg)
Linking table	Box 9	1150	800	195	1	0,18	19,37	16,87	2,50

Blankets

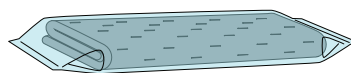
The blankets are available in 2 widths



Blanket bag

The blanket comes in 1 plastic bag

Bag 1: Blanket




Dimensions (mm)	L	W
Blanket 110	1570	1050
Blanket 80	1570	750

Box dimensions (mm)		L	W	H	Qty	Volume (m ³)	Gross weight (kg)	Net weight (kg)	Packaging weight (kg)
Blanket 110	Bag 1	400	1570	50	1	0,03	2,01	2,00	0,01
Blanket 80	Bag 1	400	750	50	1	0,02	1,51	1,50	0,01

Comfort cushions

The comfort cushions are available in 2 widths
The comfort cushion filling is delivered inside the storage pouch



Comfort cushion bag

The comfort cushion pillowcase comes in 1 plastic bag

Bag 2: Comfort cushion pillowcase

Dimensions (mm)	L
Comfort cushion 110	800
Comfort cushion 80	500

Box dimensions (mm)		L	W	H	Qty	Volume (m ³)	Gross weight (kg)	Net weight (kg)	Packaging weight (kg)
Comfort cushion pillowcase 110	Bag 2	800	200	5	1	0,01	0,29	0,28	0,01
Comfort cushion pillowcase 80	Bag 2	500	200	5	1	0,01	0,19	0,18	0,01

Lumbar cushion

The lumbar cushion is available in one dimensions



500



170

300

Box dimensions (mm)		L	W	H	Qty	Volume (m ³)	Gross weight (kg)	Net weight (kg)	Packaging weight (kg)
Lumbar cushion	Bag 3	500	170	300	1	0,04	0,59	0,58	0,01

Lumbar cushion bag

The lumbar cushions comes in 1 plastic bag

[Bag 3: Lumbar cushion](#)

Deco cushion

The deco cushion is available in one dimension



500



170

500

Box dimensions (mm)		L	W	H	Qty	Volume (m ³)	Gross weight (kg)	Net weight (kg)	Packaging weight (kg)
Deco cushion	Bag 4	500	170	500	1	0,04	0,97	0,96	0,01

Deco cushion bag


The deco cushions comes in 1 plastic bag

[Bag 4: Deco cushion](#)

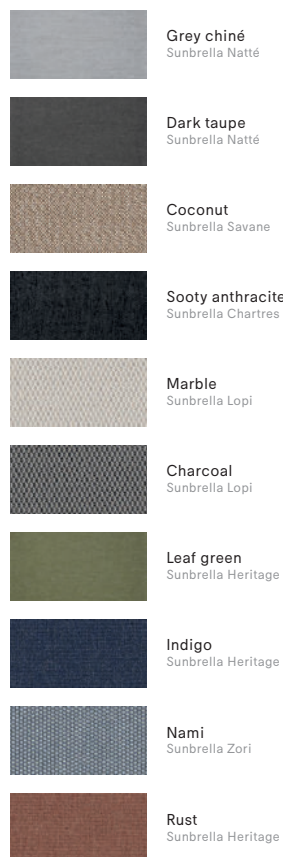
Materials & colors

Check price list or www.extremis.com for current materials & colors


Sofa cushions



Blankets



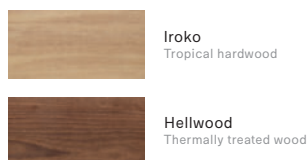
Comfort-, lumbar- & deco cushions




Frame



Tables



Materials	Key facts	Thickness mm	Layer thickness micron	Density	In/outdoor	Water	UV color fastness	Flame retarding
Tarpaulin sofa cushions	<ul style="list-style-type: none"> Developed for outdoor High tenacity polyester yarn + PVC coating + protective coating Anti-bacterial + UV treated 	0,50	n.a.	450 g/m ²	Outdoor & indoor -30°C +70°C DIN EN 1876/2 1998	100% water proof / water column of 100 mbar	7-8/8 (ISO 105-B02)	Flame speed <100mm/sec ISO3795 1989
Sunbrella® blankets & cushions	<ul style="list-style-type: none"> 100% Sunbrella Acrylic Best outdoor fabric available for making cushions Dirt repellent Not waterproof, store inside! Machine washable at max. 30°C. Ironing restores the protective layer 	0,50	n.a.	260 g/m ²	Outdoor & indoor	The fabric has a water column of 350 mm (EN 20811)	7/8 (ISO 105-B02)	/
Hot dip galvanized steel frame	<ul style="list-style-type: none"> Most durable method for protecting metal from rusting Protective layer Very long life span 100% recyclable Cradle to Cradle Certified™ 	2 - 3	50 - 100	7,50 10 ³ kg/m ³	Outdoor & indoor	n.a.	Very good, galvanization will however become less shiny when used outdoors	NEN-EN13501-1 A1 *
Iroko tabletop & benches	<ul style="list-style-type: none"> Durability CLASS 1 Feels comfortable in all weather conditions Advisable to oil the wood 	30	n.a.	600 à 700 kg/m ³	Outdoor & indoor	n.a.	Untreated wood turns grey after a while	/
Hellwood tabletop & benches	 <ul style="list-style-type: none"> Durability CLASS 1 Carries the PEFC™ label for durable forestry Feels comfortable in all weather conditions Advisable to oil the wood 	30	n.a.	600 kg/m ³	Outdoor & indoor	n.a.	Untreated wood turns grey after a while	/

NEN-EN13501-1 A1

Class A1 products will not contribute to fire in any stage, including fully developed fire. For this reason, they are assumed to be capable of satisfying all requirements of all lower classes as well.

Good to know

- Walrus corner seat is also available with two backrests, this way you have an extra storage pouch to hide blankets, cushions, atmosphere lights ...
- An ingenious storage pouch in the back of the Walrus hides a foldout blanket and a thick cushion, to provide the softness, comfort and touch appreciated in contact with your body.
- The comfort cushion filling is delivered inside the storage pouch. The Sunbrella cover comes in a separate colli.

F.A.Q.

Q: *Is it for outdoors?*

A: Of course, the parts that are permanently exposed to the elements are made of an extremely durable tarpaulin material that does not absorb any water.

Maintenance

TARPAULIN SOFA CUSHIONS

- The tarp material on the Walrus is easy to clean with Extremis Multi Cleaner and an Extremis brush.
- Dependent on the conditions the Walrus is placed in, we advise to clean frequently. (e.g. rain, dust, proximity of trees, pets, insects, climate).
- Also keep in mind that white is a more sensitive color for outdoor use.

SUNBRELLA BLANKETS & CUSHIONS



- Shake or brush off loose dirt immediately.
- Spray Extremis Multi Cleaner.
- Use a soft brush and make circular movements.
- Let the suds soak in for a moment.
- Rinse thoroughly to remove all soap residue.
- Simply allow to dry.
- It's also possible to put the blanket and the pillow covers in a washing machine (max 40°C). Follow the cleaning instruction on the label.
- If the cushion has metal brackets, we recommend turning the cover inside out first to avoid damaging the washing machine. In this case, leave the zipper open about 10 cm.

WOOD

- Clean regularly with mild detergent.
- Thorough cleaning with Extremis Wood Cleaner.
- Oil the wood with Extremis Wood Protector. We recommend oiling the wood at regular intervals depending from location and general weather conditions.
- In order to smoothen the surface again after a thorough cleaning, lightly sand your wood with 80 grit sanding paper or a sanding pad.

RECOMMENDED USE

- For Extremis Wood protector:

	
10 to 15 wood care treatments for a coffee table	75 - 100 ml for one coffee table
6 to 10 wood care treatments for a square table	100 - 150 ml for one square table
8 to 12 wood care treatments for a linking table	50 - 75 ml for one linking table
20 to 30 wood care treatments for a side table	25 - 50 ml for one side table

Warnings

General

- Do not use any sharp tools to open the packaging.
- We strongly advise against using power tools.
- Do not put out cigarettes on the sofa.
- Not graffiti proof.
- Do not leave children unattended whilst playing on the sofa.
- To avoid danger of suffocation, keep plastic bags away from babies and children.
- Colors can differ over years and from batch to batch.

Product

- We strongly advise to store the blanket & cushions indoors when the Walrus is not used frequently.
- Do not leave iron items such as needles, knives or tools to close to the magnets of the back cushions.
- People with a pacemaker should not come into contact with the magnetic field.
- Keep electrical equipment and data cards away from the magnetic field.
- Keep the magnets out of the way of open flames and heat.
- In order to open and close the storage pouch, Walrus should be placed in a distance of at least 50 cm from obstacles as a wall, the fence, the pool, ...
- Walrus is not a toy. Kids and pets don't belong in the storage pouch!
- Walrus is only compatible with Extremis cushions and blankets.
- Do not stand on the seat and do not lie down on the sofa with your shoes on.
- Keep pets and sharp objects away from the Walrus

to avoid damaging the fabric.

- Jeans can leave dye marks on the Walrus tarpaulin, just as they can on other seating fabrics.
- Max. 2 people or 160 kg per module.

Tarpaulin

- We advise to clean frequently.
- Clean the fabric regularly, don't forget to clean between the cushions, to prevent lasting stains.
- Keep in mind that white is a more sensitive color.
- UV color fastness: 7/8 (ISO 105-B02)
- Flame retarding: Flame speed <100mm/sec - ISO3795 1989.
- Leaves that are not swept off the seat promptly may start fermenting and cause stubborn stains. This is why we highly recommend that you do not put your furniture under a tree.
- Cushions in darker colors can get very hot in the sun. Be aware.

Galvanized steel

- Galvanization will become less shiny when used outdoors.
- Flame retarding - NEN-EN13501-1 A1 - Class A1 products will not contribute to fire in any stage, including fully developed fire. For this reason, they are assumed to be capable of satisfying all requirements of all lower classes as well.
- Possible impurities in the immersion tank can cause black marks during galvanization, which are intrinsic to this industrial finishing technique.
- White marks on this zinc layer are also intrinsic to this procedure and will disappear when the

furniture is put outdoors.

- This industrial finishing technique may result in a rougher surface. This is intrinsic to the process.

Sunbrella

- Not waterproof, store inside!
- Shake or brush off loose dirt immediately.
- UV color fastness: 7/8 (ISO 105-B02).

Fiberglass

- Wear gloves when assembling or dismantling the fiber glass rods. They can cause skin irritations.

Wood

- When delivered, the wood is untreated.
- Wood is a natural material and its look is different for every slat, plank and tree.
- Wood will gradually become rougher and start to turn grey as a consequence of exposure to the sun and rain. We recommend oiling the wood at regular intervals depending from location and general weather conditions.
- Clean regularly with mild detergent. Never use a high pressure cleaner as this will roughen the wood's smooth surface and irreparably damage the wood's fiber.
- Thorough cleaning with Extremis Wood Cleaner.
- We strongly recommend that you treat your wood with wood protector to protect it from stains - small cracks and crevices can also appear as part of this process. We strongly advise everyone to treat the furniture with our Wood Protector.

The content of this document, in particular the mentioned models, is protected by copyrights and/or design rights. The present document and its content is communicated to you for information purposes only. Any partial or total reproduction or any other use without our prior written permission is strictly prohibited. This technical sheet remains subject to possible changes. **All dimensions are in mm**, unless mentioned otherwise. Extremis is not responsible for the errors in the documentation of products. All measurements are approximate and are provided for informational purposes only.

Tech sheet
20240111