

# Belmon

Forme dolcemente squadrate per un evergreen Meridiani: la profondità di seduta, volutamente ridotta, rende la collezione ideale per la conversazione. La linea comprende elementi modulari, chaise longue, dormeuse e poltrone in diverse dimensioni, oltre ad una versione divano-letto per la massima versatilità di utilizzo, senza rinunciare ad un'estetica raffinata.

Gently square shapes for a Meridiani evergreen, the seating depth of which, intentionally reduced, makes it perfect for conversation. This line includes modular units, chaise longue, dormeuse, armchairs in different sizes and one sofa bed, all of them may be customized in different ways without renouncing the refined aesthetic.

POLTRONCINA . SMALL ARMCHAIR (vol. 1) P. 186

34, 35

BELMON divano . sofa  
cuscini . cushions 42CF  
PEK tavoli bassi . low tables

P. 35 BELMON divano e poltrona  
. sofa and armchair  
cuscino . cushion 50CF  
GONG 35 tavolo basso . low table  
BELT TB120 tavolo basso . low table



36, 37



38, 39

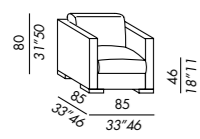


BELMON poltrona . armchair

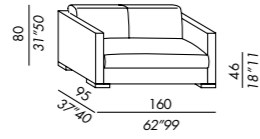


BELMON dormeuse

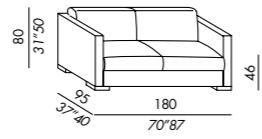
poltrona - armchair



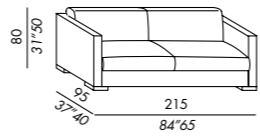
sofa 160



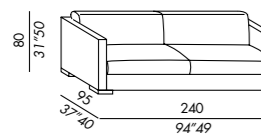
sofa 180



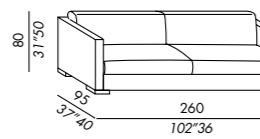
sofa 215



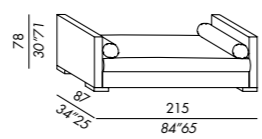
sofa 240



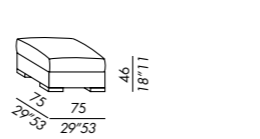
sofa 260



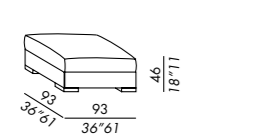
dormeuse



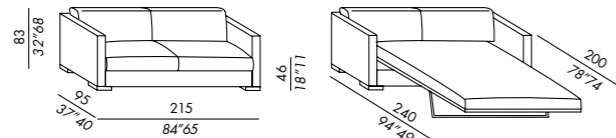
pouf 75



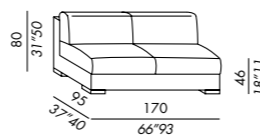
pouf 95



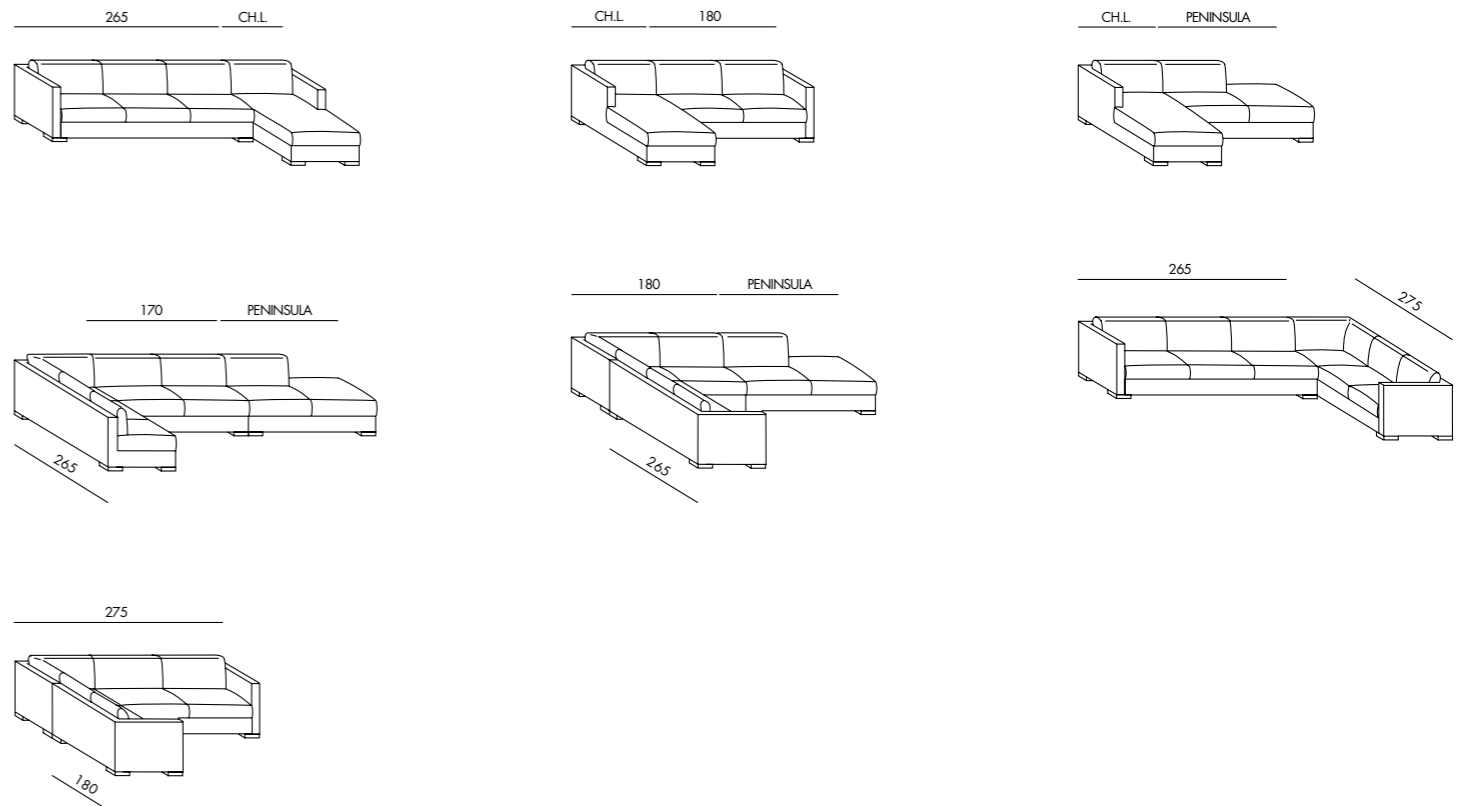
divano letto - sofa bed 215



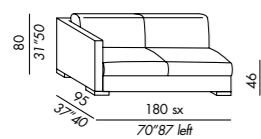
elemento - unit 170



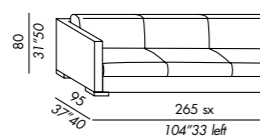
SKETCHES OF CONFIGURATIONS



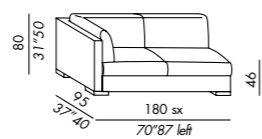
terminale - end unit 180



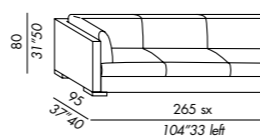
terminale - end unit 265



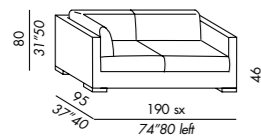
elemento angolo - corner unit 180



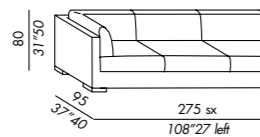
elemento angolo - corner unit 265



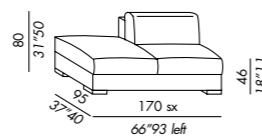
terminale angolo - corner end unit 190



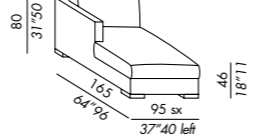
terminale angolo - corner end unit 275



elemento penisola - peninsula unit 170



chaise longue



TECHNICAL DETAILS

- IT**
    - poltrona - divani - elementi componibili sfoderabili
    - fissi per versione in pelle
    - struttura in legno
    - imbottitura in poliuretano indeformabile
    - piedini in legno tinto black - light - almond
    - staffe in metallo per fissaggio elementi componibili
    - cuscino seduta in poliuretano e piuma supportata
    - cuscino schienale in piuma supportata
  - EN**
    - armchair - sofas - modular units with removable cover
    - fixed cover for leather version
    - wooden frame
    - non-deformable polyurethane padding
    - feet in black - light - almond stained wood
    - metal brackets for modular units joining
    - seat cushion in polyurethane and reinforced feathers
    - back cushion in reinforced feathers
  - DE**
    - Abziehbare Sessel - Sofas - Anbauelemente
    - Fester Lederbezug
    - Holzgestell
    - Polsterung aus unverformbaren PU-Schäumen
    - Holzfüße black - light - almond gebeizt
    - Metallverbindungen zur Befestigung der Anbauelemente
    - Sitzkissen PU-Schäume und Abdeckung Polsterdaune
    - Rückenkissen Polsterdaune
  - FR**
    - fauteuil - canapés - éléments modulables déhoussables
    - fixes pour version en cuir
    - structure en bois
    - rembourrage en polyuréthane indéformable
    - pieds en bois teinté black - light - almond
    - plaques en métal par fixation des éléments modulables
    - coussin assise en polyuréthane et plumes renforcées
    - coussin dos en plumes renforcées
  - ES**
    - butaca - sofás - elementos modulares desenfundables
    - revestimiento fijo para versión en piel
    - estructura de madera
    - relleno en poliuretano indeformable
    - patas de madera teñida black - light - almond
    - abrazaderas en metal para unir elementos modulares
    - cojín asiento en poliuretano y pluma soportada
    - cojín respaldo en pluma soportada
- Additional details:**
- movimiento letto in metallo con rete elettrosaldada completi di materasso in poliuretano e fibra anallergica
  - fold metal mechanism with electric welded base, including a mattress made of polyurethane and anallergic fibre
  - Integriertes Sofabett, ausfaltbar, Gitternetzrahmen mit faltbarer Matratze aus antiallergischen PU-Schäumen
  - mouvement lit en métal avec sommier soudé électriquement complet avec matelas en polyuréthane et fibre anallergique
  - moviemento cama en metal con somier electrosoldado con colchón en poliuretano y fibra no alérgica